

Chhatrapati Shahuji Maharaj University, Kanpur

Revised scheme & syllabus for Advanced Post Graduate Diploma Bioinformatics

Advanced Post Graduate Diploma in Bioinformatics

Bioinformatics has emerged as an interdisciplinary subject in the field of science merging Biology, Computer Science and Information Technology. It applies concepts of Computer Science and Information Technology to solve complex problems of Life Science. Curriculum of M.Sc. Bioinformatics has been designed to enhance job prospects in IT and Biotechnological & Pharmaceutical industries.

Program Details:

Duration: The Advanced Post-Graduate Diploma is a full time course of one-year duration consisting of two semesters.

Eligibility: Master's Degree in Life Sciences, Physics, Mathematics, Agriculture, Chemistry, Computer Science, Agriculture science, B. Pharm, B. Tech (In any engineering branch), M.B.B.S, B.D.M.S, B.A.M.S, BMLT, HIA or equivalent with 50% marks General and 5% relaxation in case of SC/ST.

Instructions & Regulations:

1. Students from biological background will study PBI 101A Mathematics/Statistics and student from non-biological background will study PBI 101B Cell & Biology in their first semester.
2. All theory courses with embedded practical shall be evaluated by written practical examination for internal assessment.
3. Students must have at least 75% attendance in theory as well as practical to appear in the end-semester examination. The Head of Institution may condone shortage in attendance up to 10% on medical grounds or some other equally valid reasons.
4. The end-semester examinations of semesters I and III will be held in the months of December, and semesters II and IV in the month of May of each academic semester. 30% of the marks allocated to each course in each semester will be awarded internally to the candidates and the remaining 70% shall be allocated for the end-semester examination in each course at the end of the semester.
5. Thirty (30%) of the internal assessment will be distributed as follows.
Courses with lab work: 20% Mid semester practical written examination + 10 % Internal assessment which may include class presentation)
Courses without lab work: 20% Mid semester written examination + 10% Assignments/seminar/term papers/quizzes
6. Seventy (70%) of the external examination will consist of a theory paper of three-hour duration at the end of each semester. This examination will be conducted as per University examination regulations.
7. As part of Project work, students will be required to submit a dissertation on the basis of research determined by the departmental committee consisting of all the members of the teaching faculty. The dissertation will be submitted for External examination only after the supervisor is satisfied that it fulfills the minimum requirement prescribed in this regard by the departmental committee.


The bottom of the page features three handwritten signatures in black ink. From left to right, they appear to be: a stylized signature, the name 'R. Sankar', and another stylized signature.

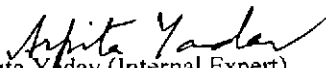
Chhatrapati Shahuji Maharaj University, Kanpur

Revised scheme & syllabus for Advanced Post Graduate Diploma Bioinformatics

Course Curriculum:


Semester	Paper code	Subject/Paper	Credit Hours/ L-T-P	70% External	30% Internal	Total 100%
Semester I	MBI101. A/B	Mathematics & Statistics/ Cell & Molecular Biology	3-1-0	Theory	Theory	100
	MBI 102.	Data Structure & Database Management	3-1-4	Theory	Practical	100
	MBI 103.	Introduction to Programming	3-1-4	Theory	Practical	100
	MBI 104.	Computational Biology	3-1-3	Theory	Practical	100
	MBI 105.	Data Mining using R	3-1-3	Theory	Practical	100
	PBI 106	Technical Communication, Research and IPR	3-1-4	Theory	Theory	100
Semester II	MBI201.	Genomics & Transcriptomics	3-1-2	Theory	Practical	100
	MBI 202.	Metagenomics & Immunoinformatics	3-1-2	Theory	Practical	100
	MBI 203.	Programming using Perl & Python	3-1-4	Theory	Practical	100
	MBI 204.	Protein Design & Engineering	3-1-2	Theory	Theory	100
	MBI 205. PBI205A/ PBI-205B	Elective 1-Computer Aided Drug Design , Elective 2-Systems Biology & Metabolomics	3-1-4	Theory	Practical	100
	PBI 206	Project/Dissertation	0-3-6	Practical	Practical	100

Syllabus is designed and prepared by following members (Experts) of Board of Studies (BOS), Bioinformatics, CSJM University, and Kanpur under the supervision of Prof R Sankar Ramakrishnan



Dr. Arpita Yadav (Internal Expert),
Associate Professor Department of
Chemistry, CSJMU, Kanpur






Dr Manish Kumar Gupta (Internal
Experts), Assistant
Professor, Department of
Bioinformatics, CSJMU Kanpur

Mamta Sagar (Internal Expert &
Convener), Assistant Professor,
Department of Bioinformatics, CSJMU
Kanpur


Prof Nand Lal (Internal Experts),
Associate Professor Department of Life
Science, CSJMU Kanpur

Dr Varsha Gupta (Internal Experts),
Associate Professor, Department of
Mathematics, CSJMU Kanpur


Prof. R Sankar Ramakrishnan (External
Expert), Professor, Department of
Biological Sciences and Bioengineering,
IIT Kanpur

Chhatrapati Shahuji Maharaj University, Kanpur

Revised scheme & syllabus for Advanced Post Graduate Diploma Bioinformatics

I SEMESTER

PBI 101A. Mathematics & Statistics

Unit 1. Matrices: Operations on Matrices, determinants, Adjoint, Inverse of a matrix, Cramer's rule. 3d Geometry: Equation of line in space, Vectors. Definition, Addition, Dot product, Cross product.

Unit 2 Differentiation Derivatives of important functions (Formulae), sum rule, product rule, Quotient rule, Chain rule.

Unit 3. Integration: Indefinite integrals as anti-derivatives. Integration of sum of two functions, Product rule, *quotient rule.*

Unit 4. Set Theory, ~~quotient rule~~ basic sets, Ordered pair, Power sets and products, Relations and functions, Cardinality of set.

Unit 5. Permutation and combination., Probability, Random variables, binomial, Poisson and normal distributions

Unit 6. Sampling distribution, Difference between parametric and non-parametric statistics; Confidence Interval; Errors, Levels of significance, Sampling Technique, Concept of population and sample.

Unit 7. Chi square Test, t test, Analysis of variance, Regression and Correlation

Programming in C for correlation and regression, standard deviation, testing of hypothesis etc using standard package like SPSS and R package

Text Books and References:

Mathematics

1. G.B. Thomas and R.L. Finney : Calculus and Analytical Geometry, 9th edition, Pearson Education.
2. B.S. Grewal, Higher Engineering Mathematics, Khanna Publishers, 2005 Modern Biology
3. Ewens, W.J and Grant, 2001 Statistical Methods in Bioinformatics: An Introduction. Springer-Verlag.
4. Warren J.J., Ewens Warren, Ewens Gregory Grant, Statistical Methods in Bioinformatics: An Introduction, Springer-Verlag.
5. Ayers, F. , Matrices and Vectors, Schaum .

Statistics

1. Statistical Methods in Bioinformatics. An Introduction by W. Evans & G. Grant, Springer, 2001
2. First course in Probability by Sheldon Ross, Prentice-Hall (India), 2001
3. Larson, H.J., Introduction to Probability Theory and Statistical Inference, John Wiley & Sons
4. Goon. A.M., Gupta, M.K and Dasgupta B. Fundamental of Statistics - Vol 1, The World Press Pvt Ltd
5. Devore, J.L , 2002 Probability and Statistics, 5th edition, Thomson Asia.

Handwritten signatures:
R-Sanku, An, P

Chhatrapati Shahuji Maharaj University, Kanpur

Revised scheme & syllabus for Advanced Post Graduate Diploma Bioinformatics

- 6 Hoel, Port and Stone, Introduction to Statistics.
- 7 Miller & Freund Probability and Statistics for Engineers, 7th Edition
8. Chung, Kai Lai, Elementry Probability Theory with Statistical Processes (Student Edition) Springer International
- 9 Angela Dean & Daniel Voss (2006). Design and Analysis of Experiments, Springer Verlag
- 10 Campbell M J, Machin D & Walters S J (2007) Medical Statistics – A Text Book for the Health Sciences, Wiley
- 11 Das M N. & Giri N.C (2006) Design and Analysis of Experiments, New Age Publications
- 12 Cochran, W G (2002) Sampling Techniques Wiley Des Raj and Chandhok (1998) Sampling Theory, Narosa
- 13 Murthy, M N (1967) Sampling Theory and Methods Statistical Publishing Company, Calcutta
14. Feller, W., An Introduction to Probability Theory and its Applications, Wiley Eastern Limited.

PBI 101B. Cell and Molecular Biology

Unit 1. Structure of cell & Tissues; Cell-cell communication, Introduction to genome biology Genome as the store house of information, DNA as the carrier of encoded messages; Organization and regulations of genes in prokaryotes and eukaryotes.

Unit 2. Intra-cellular transmission of genetic message and their cellular translation, Selective transmission of genetic messages- regulation of gene expression; logic of building body plans- developmental translation of encoded messages

Unit 3. Introduction to molecular and cellular biology from an engineering perspective. DNA sequencing methods, strategies for genome sequencing, Gene mapping methods Linkage maps, tetrad analysis, mapping with molecular markers, mapping by using somatic cell hybrids, FISH, development of mapping population in plants

Unit 4. DNA fingerprinting, Southern and northern blotting, In-situ hybridization Methods for analysis of gene expression at RNA and protein level, large scale expression, such as micro array based techniques Isolation, separation and analysis of carbohydrate and lipid molecules RFLP, RAPD and AFLP techniques

Unit 5. Generation of genomic and cDNA libraries in plasmid, phage, cosmid, BAC and YAC vectors In vitro mutagenesis and deletion techniques, gene knock out in bacterial and eukaryotic organisms Transposons and gene targeting; DNA labeling, DNA sequencing, Polymerase chain reactions, Gene isolation; Gene cloning, Expression of cloned gene; Applications of genetic engineering in drug design and therapeutics, agriculture and livestock improvement

Text Books and References:

- 1 Lewin 2004, Genes VIII Pearson.
2. Gerald Karp 2002, Cell and Molecular Biology. John Wiley
- 3 Lodish et. al. 2004, Molecular Cell Biology. Freeman.
4. Molecular Biology of the Cell, by Alberts et al (4th edition or later), Garland Sciences, New York
- 5 Pollard & Earnshaw 2002, Cell Biology Saunders.
- 6 Tobin & Morcel 1997, Asking about Cells. Saunders.
7. Watson et. al 2004, Molecular Biology of the Gene Pearson
8. An Introduction to Genetic Engineering, Desmond S T Nicholl, third Edition.

Handwritten signatures and initials are present at the bottom of the page, including a large signature on the left, the name 'R. Sankar' in the center, and two smaller signatures on the right.

Chhatrapati Shahuji Maharaj University, Kanpur

Revised scheme & syllabus for Advanced Post Graduate Diploma Bioinformatics

9.

PBI 102. Data Structure and Database Management

Unit 1 Basic Concepts and algorithmic mathematical notations, Introduction to algorithm analysis for Time and Space requirements, (a) Arrays and Linked lists (b) Stacks and Queues, Searching Techniques

Unit 2 Hashing, Dynamic (c) Trees. Definition and basic concepts, Binary search trees and their usage, Basic concepts of Indexing, Graphs: Definition and Representations of graphs, Depth-first search, Breadth-first search, Dynamic programming algorithm, Sorting algorithms, Divide and Conquer, Introduction to Greedy algorithms.

Unit 3. Databases, ER-model, Relational model (relational algebra, tuple calculus), Database design (integrity constraints, normal forms), Query languages (SQL), Transactions and concurrency control, Introduction to Biological databases.

Unit 4. Relational database design. Normalisation - 1NF, 2NF and 3NF File structures (sequential files, indexing, B trees), Indexing and Hashing Security of databases Design example on a popular RDBMS package

Practical/Lab Data Structure

- 1 C Programming on operation on data structure.
- 2 Implementation of Searching and sorting algorithm using C.

Lab/Database Practical

- 1 Learning SQL commands and development of database
- 2 Defining data structure for building a database
3. Managing database objects within a database
- 4 Normalization of tables in databases
5. Manipulation of the data

Text Books and References:

1. AV Aho, J Hopcroft, JD Ullman, Data Structures and Algorithms, Addison Wesley, 1983
- 2 TH Cormen, CF Leiserson, RL Rivest, C Stein, Introduction to Algorithms, 3rd Ed., MIT Press, 2009 3 AV Aho, J
- 3 Hopcroft, JD Ullman, The Design and Analysis of Algorithms, AddisonWesley, 1974
4. MT Goodrich, R Tamassia, DM Mount, Data Structures and Algorithms in Java, 5th Ed., Wiley, 2010. (Equivalent book in C also exists)
- 5 Y Langsam, M J. Augenstein and A.M Tenenbaum, Data Structure Using C and C++. Second Edition, Pearson education 2nd edition 2002
- 6 John R Husband - Schaum outline Data structure with C++, McGraw Hill
7. Design and Analysis of algorithms, David M Mount, University of Maryland 2003
8. Ralph Kimball, "The Data Warehouse Lifecycle Tool Kit", John Wiley
9. H GarciaMolina, JD Ullman and Widom, Database Systems The Complete Book, 2nd Ed, PrenticeHall, 2008.
10. A Silberschatz, H Korth and S Sudarshan, Database System Concepts, 6th Ed, McGrawHill, 2010
- 11 R Elmasri, S Navathe, Fundamentals of Database Systems, 6th edition, AddisonWesley, 2010 4. R Ramakrishnan, J Gehrke, Database Management Systems, 3rd Ed, McGrawHill, 2002
12. Introduction to Data Structure, Schaum series.
- 13 Introduction to Algorithm 3rd Edition by cormen, thomas h |author; Leiserson, Charles E |author, Rivest, Ronald

Handwritten signatures and initials at the bottom of the page, including a large signature on the left, 'R. Sanke' in the center, and 'AN' on the right.

Chhatrapati Shahuji Maharaj University, Kanpur

Revised scheme & syllabus for Advanced Post Graduate Diploma Bioinformatics

PBI 103. Introduction to Programming

Unit 1. History of Computers, Basic concepts of Computers, system software, application software, database concept, number system, Basic UNIX Concepts and Vi – Editor, Learning OS Commands, Exposure to Windows environment, Practice of UNIX commands and Vi editor, Writing simple shell script.

Unit 2 Problem identification, analyzing requirements, research existing and alternative solutions, analyzing solutions quantitatively, synthesizing and evaluating data, prototyping, and testing

Unit 3. Introduction to C: Basic Programming concepts, Program structure in C, Variables and Constants, Data types, Basics of Algorithm, Pseudocode and Flowcharts, Introduction to data structures.

Unit 4: C Programming. Practicing programs to get exposure to basic data types, algebraic expressions, sequential, conditional and loop constructs, control statements. Input, Output Formatting, Control structures, arrays, string, functions, structures, pointers and basic file handling

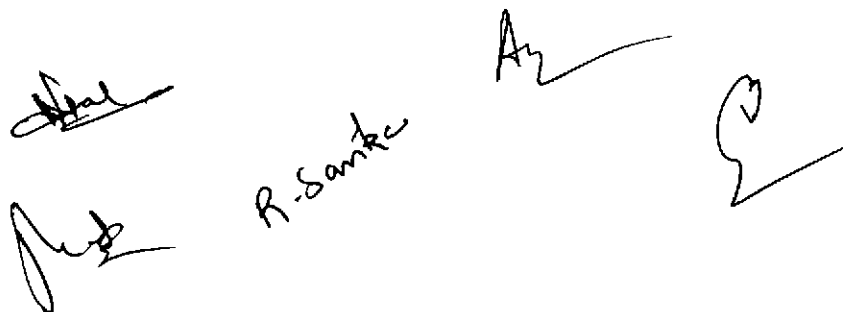
Unit 5. Array string, function, structure, pointer, Input output file handle, Web technologies: HTML, XML, basic concepts of client-server computing, Basics of client server computing, data communication and computer networks

Lab/Practical: Programming in C language

- 1 Program to carry out basic arithmetic operations (+, -, *, /, %). Integer division, Digit reversing
- 2 Program to find whether a given number is prime or not
3. Program to find the biggest of 2/3 numbers
- 4 Program to print a series of odd/even numbers or Determining if a number is +ve / -ve /
- 5 Program to find factorial of an integer with or without using recursion
6. Program to check whether a string is palindrome or not
7. Arrange a series of numbers/strings in ascending/descending order
- 8 Sum of first n numbers, given n numbers
- 9 Program for matrix addition, Substition, matrix multiplication
10. Program for string copying and String concatenation and File copying
- 11 Table generation for n , a^n , sine series, cosine series, C_r , Pascal Triangle, Factors of a number,

Text Books and References:

1. A Balanced Introduction to Computer science by David Reed, PE, 2000
2. Introduction to Computing Systems: From Bits to Gates to C and Beyond. Yale N Patt and Sanjay J Patel Prentice Hall India, 1999
- 3 Programming with C, K R Venugopal & Sudeep R Prasad, Tata McGraw Hill
- 4 Programming in C, Herbert Schildt, THM, Fifth Edition, 2002
- 5 C How to program, Deitel & Deitel, Pearson Edition, Third Edition, 2001
6. Programming in C, Denis Ritchie, THM, Fourth Edition, 2000
7. Programming in C, Schaum Series, 3rd edition
- 8 The 'C' Programming, Denis Ritchi (PHI)
- 9 Programming in C, Venugopal (TMH)
- 10 Programming in C, Balaguruswami (TMH)


The bottom of the page features several handwritten signatures in black ink. From left to right, there are four distinct signatures. The second signature from the left is clearly legible as 'R-Sankar'.

Chhatrapati Shahuji Maharaj University, Kanpur

Revised scheme & syllabus for Advanced Post Graduate Diploma Bioinformatics

PBI 104. Computational Biology

Unit.1 Basic concepts. Sequence similarity, identity and homology, definitions of homologues, orthologues, paralogues, Introduction to Sequence analysis programs and structure prediction programs, Sequence assembly and finishing methods, Introduction to Genome and Genomic mapping, complexity of genome, Fragmentation of Genome. Primers design, mapping algorithms

Unit 2. Scoring matrices: Basic concept of a scoring matrix, Matrices for nucleic acid and proteins sequences, BLAST and FASTA, PAM and BLOSUM matrices derivation, principles based on which these matrices are derived Computation of various parameters using proteomics tools at the ExPASy server and EMBOSS

Unit 3. Pairwise sequence alignments: Basic concepts of sequence alignment local and global alignments, Needleman and Wunsch, Smith and Waterman algorithms for pairwise alignments, gap penalties, use of pairwise alignments for analysis of Nucleic acid and protein sequences and interpretation of results

Unit 4. Multiple sequence alignments (MSA) The need for MSA, basic concepts of various approaches for MSA (e.g. progressive, hierarchical etc.). Algorithm of CLUSTALW and PileUp and their application for sequence analysis, concept of dendrogram, phylogram and cladogram, whole genome alignments: understanding significance Use of HMM-based Algorithm for MSA (e.g. SAM method)


Unit 5. Sequence patterns and profiles Basic concept and definition of sequence patterns, motifs and profiles, various types of pattern representations viz. consensus, regular expression (Prosite-type) and sequence profiles; profile-based database searches using PSI-BLAST, MEME, PHI-BLAST, SCanProsite and PRATT, Algorithms for generation of sequence profiles. Profile Analysis method of Gribskov, HMMer, PSI-BLAST

Unit 6. Basic concepts in systematics, taxonomy and phylogeny, molecular evolution, nature of data, Phylogenetic tree analysis algorithms, Probabilistic models and associated algorithms such as Probabilistic models, Bayesian inference algorithm, Bootstrapping methods, use of tools such as PHYLIP, MEGA, PAUP Analysis of regulatory RNA's Databases and tools

Practical/Lab

- 1 Pair-wise global alignments of protein and DNA sequences using Needleman-Wunsch algorithm & interpretation of results to deduce homology between the sequences, use of scoring matrices
- 2 Pair-wise local alignments of protein and DNA sequences using Smith-Waterman algorithm and interpretation of results
- 3 Database (homology) searches using different versions of BLAST and interpretation of the results to derive the biologically significant relationships of the query sequences (proteins/DNA) with the database sequences
- 2 Database (homology) searches using different versions of FASTA & interpretation of the results to derive the biologically significant relationships of the query sequences (proteins/DNA) with the database sequences
- 3 Multiple sequence alignments of sets of sequences using web-based and stand-alone version of CLUSTAL Interpretation of results to identify conserved and variable regions and correlate them with physico-chemical & structural properties
- 4 Profile-based database searches using PSI-BLAST, analysis and interpretation of profile-based searches Conserved Motif search using MEME, PHI-BLAST

Text Books and References:


R. Sankar

Chhatrapati Shahuji Maharaj University, Kanpur

Revised scheme & syllabus for Advanced Post Graduate Diploma Bioinformatics

- 1 Developing Bioinformatics Computer Skills by C. Gibas and P. Jam beck, O' Reilly (2001)*
- 2 An Introduction to Bioinformatics Algorithms, Neil C Jones & Pavel A Pevzner, Ane Books, 2005
- 3 Bioinformatics Sequence and Genome Analysis, David W Mount , 2nd Edition, cold Spring Harbor Press
4. Introduction to Computational Molecular Biology , Setubal and Meidanis, Thomson, 2003.
5. Introduction to Mathematical Method in Biomformatics, Alexcender Isaev, Springer Universitext, 2004
- 6 Biological Sequence Analysis Probablste Models of Proteins and Nucleic Acid, R Durbin, Eady, A Krogh and Mitchison, Cambridge University Press, 1998
- 7 Essential Bioinformatics-Jin Xiong, Cambridge University Press
- 8 Introduction to Bioinformatics – Attwood & Parry-Smith, Pearson Education
9. Bioinformatics- A beginner's guide by Jean-Michel Claverie, John Wiley & Sons.

PBI 105. Data Mining using R

Unit 1. Data Mining. Basics, Architecture for Data Mining, Data Preprocessing, Data Integration and Transformation Data mining techniques, KDP (Knowledge Discovery Process) Data Mining & Machine Learning methods Clustering, Feature selection, Classification, Correlation analysis, Supervised and Unsupervised learning with regression etc

Unit 2. Introduction to distributed database processing, Introduction to Fuzzy logic, Neural network, cognitive models Application and Challenges of Data Mining in Bioinformatics

Unit 3. Introduction to Data analysis using R- Basics of R Language, Statistical models in R, Statistical techniques applied using R, Graphical analysis techniques, Practical examples/case studies. Tools for big data analytics in bioinformatics, GWAS, pathway analysis



Unit 4. Biomage Processing and Basics of computer assisted medical imaging, basics of computer assisted medical decision making

Practical

1. Implementation of data mining algorithms using R package
2. Big data & Machine learning tools Spark & SparkML , H2O , Azure ML
- 3 Use of Hadoop and Hadoop related tools, MapReduce, Pig and HIVE for big data analytics
- 4 Microarrays and Gene Expression (differentially expressed) data analysis by R
- 5 Cluster Analysis of microarray information
- 6 Analysis of NGS data R and bioconductor
- 7 Analysis of Transcriptome data by R and Bioconductors packages

Text Books and References:

- 1 J. Han, M Kamber, "Data Mining Concepts and Techniques", Harcourt India / Morgan Kauffman
- 2 P Ponnian, "Data Warehousing Fundamentals". John Wiley.
- 3 M H Dunham, "Data Mining Introductory & Advanced Topics", Pearson Education.
- 4 Ralph Kimball, "The Data Warehouse Lifecycle Tool Kit", John Wiley.
5. H GarciaMolina, JD Ullman and Widom, Database Systems The Complete Book,2nd Ed , PrenticeHall, 2008.
- 6 A Silberschatz, H Korth and S Sudarshan, Database System Concepts, 6th Ed , McGrawHill, 2010.



Chhatrapati Shahuji Maharaj University, Kanpur

Revised scheme & syllabus for Advanced Post Graduate Diploma Bioinformatics

- 7 R Elmasri, S Navathe, Fundamentals of Database Systems, 6th edition. AddisonWesley, 2010
4. R Ramakrishnan, J Gehrke. Database Management Systems, 3rd Ed., McGrawHill, 2002

PBI 106. Technical Communication, Research & IPR (Practical based course)

Unit 1. Critical reasoning and verbal deduction Numerical Ability Numerical computation, numerical estimation, numerical reasoning and data interpretation

Unit 2. Basics of Technical Communication. Technical Communication: features, Distinction between General and Technical communication, Constituents of Technical Written Communication Technical Terms, Paragraph-Text Readings, Mechanics of writing, Forms of Technical Communication Letters. Reports Types, Significance; Structure, Style & Writing of Reports and Proposal, Significance


Unit 3. Presentation Strategies: Defining Purpose, Audience & Locale, Organizing Contents; Preparing, Outline, Seminar, workshop and Conference.

Unit 4. Research, Scientific research, Format of Project Report, Thesis, Research Article, Review Article and their writing

Unit 5. Ethics and Technology Intellectual property rights, patenting, Entrepreneurship development, Risk Assessment and Management Information Security IPR issues in Biotechnology and Bioinformatics, impacts of IT on language & culture localization issues – Unicode – IT and regional languages, Integrated Practice Management Systems, Various IPR laws Copyright and Patents

Text Books and References:

1. Improve Your Writing ed V N Arora and Laxmi Chandra, Oxford Univ Press, New Delhi.
2. Technical Communication – Principles and Practices by Meenakshi Raman & Sangeeta Sharma, Oxford Univ Press 2007, New Delhi
3. Effective Technical Communication by Barun K. Mitra, Oxford Univ. Press, 2006, New Delhi
4. Developing Communication Skills by Krishna Mohan, Meera Banerji- Macmillan India Ltd. Delhi
5. Manual of Practical Communication by L U B Pandey & R P. Singh; A.I.T.B S Publications India Ltd , Krishan Nagar, Delhi.
6. The Language of Literature and Science by A Huxley
7. Core referel. AnithaRao and BhanejiRao, "Intellectual Property rights A primer", Eastern Book Company
8. Rowena Murray, "How to Write a Thesis", Tata McGraw Hill Education Pvt. Ltd
9. C R Kothari, "Research Methodology, New Age Publishers
10. Jeffrey A. Lee, "The scientific endeavor: a primer on scientific principles and practice", Benjamin Cummings
11. Robert A. Day, "How to Write and Publish a Scientific Paper", Cambridge University Press.
12. Dr. Marlene Caroseli, "Quick Wits 50 Activities for Developing Critical Thinking Skills", Ane Books
13. Gregory Bassham, William Irwin, Henry Nardone and James Wallace, "Critical Thinking: A Student's Introduction", Tata McGraw Hill education Pvt Ltd
14. Rhonda Abrams and Julie Vallone, "Winning Presentation in a Day", PHI Pvt Ltd
6 Weisberg, R., "Creativity - Beyond the Myth of Genius", W H Freeman and Company, New York, 1993



Chhatrapati Shahuji Maharaj University, Kanpur

Revised scheme & syllabus for Advanced Post Graduate Diploma Bioinformatics

II SEMESTER

PBI 201. Genomics & Transcriptomics

Unit 1. Identification of alternatively spliced genes; Transcription binding sites, Identification of genes in prokaryotes and eukaryotes. Promoter identification

Unit 2. Introduction: The impact of Genomics on biological research; Identification of a large set of genes involved in a biological process; High throughput expression analysis; Genome wide search for interacting partners; Sequence variations and disease susceptibility. Genome wide annotation methods, identification analysis of various genome.

Unit 3. Comparative genomics: Basic concepts and applications, MegaBlast algorithms, PipMaker, AVID, Vista, MUMmer, applications of suffix tree in comparative genomics, synteny and gene order comparisons, Comparative genomics databases Clusters of Orthologous Groups (COGs), Ensembl

Unit 4. Functional genomics. Application of sequence based and structure-based approaches to assignment of gene functions – e.g. sequence comparison, structure analysis (especially active sites, binding sites) and comparison, pattern identification, etc Use of various derived databases in function assignment, use of SNPs for identification of genetic traits, Gene/Protein function prediction using Machine learning tools., supervised/unsupervised learning, Neural network, SVM etc

Unit 5. Microarray data analysis, Principle of NGS technology, Next Generation Sequencing Methods, Workflows for various NGS experiments; Various file formats such as SAM, VCF, BED, ChIP-seq, Binary Alignment/Map (BAM) format.


Unit 6 Transcriptomics Types of RNAs and the respective roles in cells. Transcriptome and techniques used for transcriptomics; microarray and RNA-seq. Impact of transcriptomics on biology, volume of data produced and important repositories Comparing transcriptomics with genomics and proteomics

Lab/Practical

1. Searching for particular gene from Biological Databases, Genome Databases, Viral Genomes, Archeal and Bacterial Genomes, Eukaryotic genomes with special reference to model organisms (Yeast, Drosophila, *C. elegans*, Rat, Mouse) Human, plants such as *Arabidopsis thaliana*, Rice, etc.
2. Retrieving protein and nucleic acid sequences, structures, EST sequences, SNP data using database browsers and genome browsers.
3. Gene sequence analysis Prediction of ORF's, transcription factor binding site and promoters
4. Prediction of gene features, codon usage and RNA fold analysis.
5. Phylogenetic analysis of gene orthologs and paralogs. Prediction of conserved motif.
6. Micro array data analysis using online tools.
7. Prediction of splice sites using-SIN-4, spidey, BLAT etc.

Text Books & References

1. Gupta, PK (2004) Biotechnology and Genomics, Rastogi Publications, Meerut, India (ISBN. 81-7133-676-0)
2. Stuart M. Brown "Next-Generation DNA Sequencing Informatics", Cold Spring Harbor Laboratory Press
3. Genomics: the science and technology behind human genome project, Cantor and Smith
4. Pevzner, "Bioinformatics and Functional Genomics", John Wiley.



Four handwritten signatures are present at the bottom of the page. From left to right, they appear to be: a signature starting with 'M', a signature starting with 'B-Sankar', a signature starting with 'A', and a signature starting with 'E'.

Chhatrapati Shahuji Maharaj University, Kanpur

Revised scheme & syllabus for Advanced Post Graduate Diploma Bioinformatics

5. Genomics, Proteomics and Bioinformatics A Malcolm Campbell & Laurie J Heyer, CSHL
6. Press and Benjamin Cummings. Current Protocols in Bioinformatics, Edited by A.D. Baxevanis et al, Wiley Publishers. 2005
7. Bioinformatics by David W. Mount, Cold Spring Harbor Laboratory Press 2001
8. Fundamental concepts of Bioinformatics by D.E Krane and M L Raymer, Pearson Education 2003

PBI 202. Metagenomics & Immunoinformatics

Unit 1. Metagenomics and Population genomics Overview of metagenomics principles, microbial and ecological aspects underlying metagenomic experiments, applications and limitations of metagenomics, differences between metagenomics and single-cell genomics Definition and principle of population genomics, difference between metagenomics and population genomics, applications of population genomics

Unit 2. Metagenomics, study of environmental effects on gene expression and biodiversity. Metagenomics: Concept, Approaches for metagenome analysis & ecological inference, QIIME pipeline for microbial community, SeqEnv: annotating sequences with environmental information; Introduction to shotgun metagenomics, Read based metagenomic profiling & analysis, Taxonomic classification and clustering of contigs

Unit 3. Immunoinformatics overview, Reverse vaccinology, Rational Vaccine design o Evolution and escape due to variations, Immunoinformatics databases & tools, Molecular interactions, Specificity, characterization, Sequential and conformational epitopes, MHC- peptide HLA: nomenclature, HLA-peptide interactions & matrices

Unit 4. Epitope prediction algorithms: B-cell epitope predictions using sequence-based approaches o B-cell epitope predictions using structure-based approaches, T-cell epitope prediction methods, Epitope Predictions:

Unit 5. Predicting Peptide-MHC Binding using Profiles, Machine Learning Techniques for MHC Binders, Methods for Predicting T-Cell Epitopes, MHC-Class I and II Binding Affinity MHC - Molecular Affinity and QSAR Models, Nonlinear Predictive Modelling of MHC Class II-Peptide Binding using Bayesian, Neural Networks, Vaccine design, Codon optimization, application of genetic engineering in vaccine design Vaccine design Pipeline & workflows o Prediction of immunogenicity, Case studies: Hepatitis B


Lab/ Practicals

Metagenomics

- 1 Metagenomic analysis using Megan
- 2 Searching in MGRast, IMG, WebMG, EBI

Prediction of Antigenic properties and Epitopes

1. Prediction of structural features of antibodies using computational tools
- 2 Retrieval of sequence & structure of Immunoglobulin in databases
- 3 Study of Antibody sequence and structure. visualisation of structure & mapping CDRs on structure
- 4 Study of variable and constant domains
5. Characterization of binding sites on the basis of molecular interaction

The bottom of the page features several handwritten signatures and initials in black ink. From left to right, there is a signature that appears to be 'Raj', a signature that appears to be 'R-dante', and a signature that appears to be 'An' with a large 'N' in a circle to its right.

Chhatrapati Shahuji Maharaj University, Kanpur

Revised scheme & syllabus for Advanced Post Graduate Diploma Bioinformatics

- 6 Sequence analysis to study conserved regions and variable regions
- 7 Prediction of conformational epitopes
- 8 Prediction of cytotoxic and helper T cell epitopes
- 9 Prediction of immunogenicity for vaccine design Combination of MHC and Proteasome predictions

Vaccine Design

- 1 Screening of Antigenic protein using vaccine databases
- 2 Study of model organisms.
- 3 Data base searching using MHCDB
- 4 Epitope prediction using NetMHC
- 5 Mapping and identification of Epitopes
- 6 Codon optimisation of reverse translated sequence
- 7 Study of open reading frame

Text Books & References

- 1 Emily D Aulicino, "Genetic Genealogy The Basics and Beyond" 4. Joseph S Bertino, "Pharmacogenomics An Introduction and Clinical Perspective", McGraw Hill
- 2 Joseph S Bertino. "Pharmacogenomics An Introduction and Clinical Perspective", McGraw Hill
3. Lorenz, P and Eck, J (2005) Metagenomics and Industrial Applications, Nat. Rev Microbiol., Vol 3, pp 510-516
- 4 D Handelsman, J (2004) Metagenomics. Application of Genomics to Uncultured Microorganisms, Microbiol Mol. Biol. Rev , Vol 68-4, pp. 669-685
5. D Riesenfeld, CS, Schloss, PD, Handelsman, J (2004) Metagenomics: Genomic analysis of Microbial Communities. Annu. Rev. Genet ,
6. Flower Darren R. Bioinformatics for Vaccinology Publisher. UK, John Wiley & Sons Inc 2008
- 7 Flower Darren R. Immunoinformatics. Predicting Immunogenicity In Silico Publisher: New Jersey, Humana Press 2007
8. Kindt, Thomas J., Osborne Barbara A, Goldsby Richard A Kuby Immunology 6th Edition Publisher New York, W H Freeman 2007. ISBN 9780716785903.
- 9 Lund Ole , Nielsen Morten , Lundegaard Claus, Kesmir Can, Brunak SÅ, ren Immunological Bioinformatics Publisher London, MIT Press 2005 ISBN 0262122804
- 10 Foundation Novartis Immunoinformatics Bioinformatic Strategies for Better Understanding of Immune Function Publisher Chichester, John Wiley & Sons Inc 2003 ISBN 0470853565
- 11 Roitt Ivan, Delves Peter Roitt's Essential Immunology 10th Edition Publisher. Canada, Blackwell 2001, ISBN 0632059028

Metagenomics

- 1 Emily D Aulicino, "Genetic Genealogy: The Basics and Beyond" 4 Joseph S. Bertino, "Pharmacogenomics An Introduction and Clinical Perspective", McGraw Hill
- 2 Joseph S Bertino, "Pharmacogenomics An Introduction and Clinical Perspective", McGraw Hill
- 3 Lorenz, P and Eck, J (2005) Metagenomics and Industrial Applications, Nat. Rev Microbiol., Vol 3, pp 510-516
4. D Handelsman, J (2004) Metagenomics: Application of Genomics to Uncultured Microorganisms, Microbiol Mol. Biol. Rev , Vol 68-4, pp. 669-685.
5. D Riesenfeld, CS, Schloss, PD, Handelsman, J (2004) Metagenomics: Genomic analysis of Microbial Communities, Annu. Rev. Genet.

Handwritten signatures and initials at the bottom of the page, including a large signature on the left, 'R-Sankar' in the center, and initials 'A' and 'P' on the right.

Chhatrapati Shahuji Maharaj University, Kanpur

Revised scheme & syllabus for Advanced Post Graduate Diploma Bioinformatics

PBI 203.

Programming using Perl & Python

Unit 1. Introduction An Introduction to Perl, The Perl Interpreter, How the Perl Interpreter Works, Variables and Data Types Perl Variables, Scalar Values, Variable Definition, Special Variables, Arrays and Hashes: Arrays, Array Manipulation, Hashes Control Structures, Comparisons, Conditional statements, Loops, Operators, Subroutines Creating a Subroutine, Arguments, Passing Arguments with References, String Manipulation Array-Based Character Manipulation, Regular Expressions, Patterns

Unit 2. Input and Output Program Parameters, File I/O (File handles, Working with Files, Built-in File, Handles, File Safety, The Input Operator, Binary I/O) Object oriented Perl Introduction to modules and Packages, Objects creation BioPerl Introduction, Installation procedures, Architecture, Uses of bioPerl, Class, Method, Method overriding, Inheritance, Perl Database access

Unit 3. Introduction to Python, Python features, Python Environment, Basic syntax, variables, function and method, operators, conditional statements, Looping, control statements, List, Tuple, string manipulation, Dictionaries, python standard Library, Modules, Input-Output, Exception handling

Unit 4. OOPs Concept: Class and object, Attributes, Inheritance, Overloading, Overriding, Data hiding, Regular expression, CGI, Database, Networking multithreading, GUI

Practical/Lab

- 1 Data storage and manipulation using array and hashes
- 2 Programming to implement conditional statement
- 3 Programming to implement different types of Loops
- 4 Programming to implement different types (eight) of operators
- 5 Use of subroutines and references in programming
- 6 Searching of patterns in sequences
- 7 Programs to read and analyze DNA and Protein sequences in different file formats
- 8 File handling to manage input/output
- 9 Programming to predict genome annotation
- 10 Programs to read and analyze PDB structure files
- 11 Scripts to automate other standalone Bioinformatics software
- 12 Simple Programming to create class, method and initialise an object using Python programming
- 13 Python Programming to inherit the class from base class
- 14 Python Programming to perform operations on data structures

Text Books and references:

1. Beginning Perl for Bioinformatics, James Tisdall, 2001, O'Reilly & Associates, (2001) Learning Perl, 3rd Edition.
2. Mastering Perl for Bioinformatics"James Tisdall, 2003, O'Reilly & Associates, (2001) Learning Perl, 3rd Edition
3. Perl programming for Bioinformatics Bal, H.P., Publisher: Tata McGraw-Hill New Delhi
4. Bioinformatics, Biocomputing and Perl an Introduction to bioinformatics computing skills and practice, Moorhouse Michael, Barry Paul. Publisher John Wiley and Sons, 2004
5. Curtis Jamison D Perl programming for biologists. Publisher John Wiley & sons, inc., 2003
6. Genomic Perl, R A Dwyer; Cambridge University Press, 2003
7. Perl tutorial ,Tutorial point, www tutorialpoint.com

Handwritten signatures and initials at the bottom of the page, including a signature that appears to be 'R. Sankar' and another that appears to be 'An' with a circled 'Q' next to it.

Chhatrapati Shahuji Maharaj University, Kanpur
Revised scheme & syllabus for Advanced Post Graduate Diploma
Bioinformatics

8. Python for Data Analysis Data Wrangling with Pandas, NumPy, and IPython by Wes McKinney
9. Python Essential Reference (4th Edition) by David Beazley

PBI 204. Protein engineering and Design

Unit 1. Principles of protein structure; anatomy of proteins – Hierarchical organization of protein structure -Internal coordinates of proteins, Internal, Cartesian and distance coordinate representations of protein structures Theory, Conformation of proteins (Ramachandran plot, secondary structure, domains, motif and folds) Stability of proteins stabilizing interactions (Van der Waals, electrostatic, hydrogen bonding, hydrophobic interaction, etc) Classification of Three Dimensional Structures in Brookhaven Protein Data Bank (HSSP, SCOP, FSSP, CATH)

Unit 2. Fundamentals of the methods for 3D structure prediction (sequence similarity/identity of target proteins of known structure, Homology Modeling, Structural Alignment Methods, Structure superposition, Structure – structure alignment tool, DALI, CE, VAST, TM-align, Visualization and comparison of 3D structures of proteins, nucleic acids, rRNA, functional implications of protein domains, fold recognition, threading approaches, and ab-initio structure prediction methods.

Unit 3 Protein design, Principles of Protein Folding, Dynamics and Structural Evolution, Elementary ideas of bonding and structure, stereochemistry, Random, site directed mutagenesis; Strategies to alter catalytic efficiency, structure prediction and modeling proteins, Molecular graphics in protein engineering; and Dynamics.

Unit 4. Biomolecular Simulation: Computer simulation as a powerful research tool, atomic force field models, MD algorithm, numerical integration of equations of motion, ergodic hypothesis, long range interactions, microcanonical ensemble, NVT, NPT ensembles, limitations of MD simulation, simulation quality analysis, event analysis, time and size limitations, QM/MM techniques, steered MD simulation, free energy methods, examples of simulations on conformational changes in protein and inhibitor binding to proteins. Calculation of conformational energy for bio-macromolecules, Simulation of molecular mechanics and dynamics and free energy changes, Molecular Simulation, Molecular dynamics.


Lab/Practicals

A. Prediction of gene/protein for the selection of target and template protein (model)

1. Collection of Protein sequences related to specific biological activity from NCBI/SWISSPROT & UniProtKB to select Model protein and target protein
2. Pair-wise global alignments of protein and gene/ protein sequences using BLAST/FASTA & interpretation of results to deduce homology between the sequences, use of scoring matrices
3. Database (homology) searches using different versions of BLAST and interpretation of the results to derive the biologically significant relationships of the query sequences (proteins/DNA) with the database sequences for the selection of plant protein, to modify protein using protein engineering approaches
4. Database (homology) searches using different versions of FASTA & interpretation of the results to derive the biologically significant relationships of the query sequences (proteins/DNA) with the database sequences.
5. Pattern searching using ScanProsite and PRATT

B. Protein Designing

- 1 Searching for a particular protein and its folds in Structural and Related Databases PDB, NDB, CCSD, Prosite, PRODOM, Pfam, PRINTS, CATH, SCOP, DSSP, FSSP, DALI


A-Bankar, Ar, D

Chhatrapati Shahuji Maharaj University, Kanpur
Revised scheme & syllabus for Advanced Post Graduate Diploma
Bioinformatics

2. Multiple sequence alignments of sets of sequences using web-based and stand-alone version of CLUSTAL W Interpretation of MSA to identify conserved and variable regions which can be analysed for physico-chemical & structural properties in order to identify the residues which can be modified in plant proteins
3. Visualization of structures: Search for modification sites (active site) to alter catalytic efficiency of protein

C. Modeling

1. Modeling protein structure using modeling tool Geno3D.
2. 3-D structure visualization and simulation: Visualization of structures using Pymol Rasmol or SPDBV or CHIME or VMD
3. Structure analysis and validation: Pdbsum, Whatcheck, Procheck, Verify3D, Critical Assessment of Structure Prediction (CASP) Structures of oligomeric proteins and study of interaction interfaces, DALI, CE, VAST TM-align, Visualization and comparison of 3D structures of proteins
4. Visualization and comparison of 3D structures of proteins, nucleic acids, rRNA

D. Simulation


1. Simulation of protein structure to analyse conformation of modelled protein using Desmond

Text Books and References:

1. Molecular Modelling Principle and Applications, Andrew R Leach, Longman Singapore Publisher, 1999
2. The Molecules of Life. Physical and Chemical Principles John. Kurian, Boyana Konforti and D.Wemmer Garland Science, New York 2013
3. Introduction to Protein Structure Carl Branden & John Tooze, Garland Science
4. Biochemistry by L. Stryer. Publishers . W H Freeman and Company(4th Edition)
5. Structural bioinformatics; P. E. Bourne and J. Gu. 2 nd Edition. John Wiley and Sons 2009
6. Bioinformatics vol 2: Structure, function & applications, J. M. Keith Humana Press. 2008.
7. An Introduction to Bioinformatics Algorithms, Neil C Jones & Pavel A. Pevzner, Ane Books, 2005
8. Introduction to Computational Molecular Biology. Setubal and Meidanis, Thomson, 2003.
9. Biological Sequence Analysis Probabilistic Models of Proteins and Nucleic Acid, R. Durbin, Eady, A Krogh and Mitchison, Cambridge University Press, 1998
10. Introduction to Mathematical Method in Bioinformatics, Alexcender Isaev, Springer Universitext,
11. Bioinformatics: From Genome to Drugs (Vol I and II), Thomas Lengau, Wiley- VCH, 2000
12. Structural bioinformatics. An algorithmic approach, F J Burkowski CRC Press. 2008
13. Computational molecular biology: an introduction; P Clote and R. Backofen, Wiley & Sons, 2000

Elective 1

PBI 205A. Computer Aided Drug Design


The image shows four handwritten signatures in black ink, arranged horizontally. From left to right, they appear to be: a stylized signature, the name 'R. Sankar', another stylized signature, and a final stylized signature.

Chhatrapati Shahuji Maharaj University, Kanpur
Revised scheme & syllabus for Advanced Post Graduate Diploma
Bioinformatics

Unit 1. Introduction to drug discovery, drug discovery pipeline, Role of Bioinformatics in drug design, Aspect for new drug like safety, effectiveness, stability, solubility, synthetic feasibility and novelty and patent issue Introduction to Retrometabolic drug design

Unit 2. Enzyme Kinetics, line weaver plot for competitive and non-competitive inhibition, IC50, ED50, Therapeutic index, LD50, Lipinski Rule and Jorgensen Rule-of-Three. Pharmacokinetics *In silico* prediction ADMET properties for Drug Molecules, Pharmacodynamics, Pharmacogenetics. Reactions of drugs and approaches for toxicity predictions

Unit 3. Target identification and validation and lead optimization. Different systems for representing chemical structure of small molecules like SMILES etc Generation of 3D coordinates of small molecules, Structure-based drug design: Identification and Analysis of Binding sites and scoring function, Ligand based drug design, Pharmacophore modeling and mapping, Docking Concepts, Scoring functions, Software tools for Docking

Unit 4. Structure Activity Relationship Introduction to QSAR, QSPR, Various Descriptors used in QSARs Electronics; Topology, Quantum Chemical based Descriptors Regression Analysis, The Significance and Validity of QSAR Regression Equations, Partial Least Squares (PLS) Analysis, Multi Linear Regression Analysis Use of Genetic Algorithms, Neural Networks and Principle Components Analysis in the QSAR equations Efficient search for drug candidates in chemical databases-library design and virtual screening, combinatorial library, automated synthesis Pre-clinical and Clinical Testing

Unit 5. Traditional medicine system, Natural compounds, tribal medicines, ethno biology and traditional medicinal plants, their scope, folk herbal medicines, Ethnobotany, Databases and IT resources on traditional medicines.

Practical/Lab

Modelling

1. Drawing chemical structures by using the ChemSketch/ChemDraw software
2. Protein-ligand docking by using the HEX program.
3. Protein-protein and Protein-Drug docking by using the open source docking software
4. Virtual screening of ligands by using the open source software program
5. QSAR modelling
6. Molecular Dynamic Simulation using Desmond
7. Database searching for traditional and ethno medicines
8. Prediction of chemical compounds which is found in natural medicines.

Text Books and References:

1. Bioinformatics. From Genome to Drugs (Vol. I and II), Thomas Lengauer, Wiley- VCH, 2000.
2. The Molecules of Life Physical and Chemical Principles John Kurian, Boyana Konforti and D.Wemmer Garland Science, New York 2013
3. Novartis Foundation, J Craig Venter From Genome to Therapy: Integrating New Technologies with Drug Development - No 229 Publisher Wiley, 1 edition, 2000
4. Wyler David J Modern Parasite Biology Cellular, Immunological, and Molecular Aspects. Publisher. New York, W H Freeman & Co. 1990
5. Burger's Medicinal Chemistry and Drug Discovery (Vol I to Vol IV) by Donald J Abraham, Wiley Inter-science



A. Samra



Chhatrapati Shahuji Maharaj University, Kanpur

Revised scheme & syllabus for Advanced Post Graduate Diploma Bioinformatics

6. Computer-Aided Drug Design Methods and Applications by Thomas J Perun, Catherine Lamb Propst, Taylor & Francis
7. Rational Drug Design Novel Methodology and Practical Applications (ACS Symposium Series) by Abby L Parrill (Editor), M. Ramu Reddy (Editor) American Chemical Society, Second Enlarged ed edition (1 April 1999)

Elective 2

PBI 205B. Systems Biology & Metabolomics

Unit 1. Basic properties of network, Adjacency matrix, bipartite network Random vs Scale free network, power laws, hubs, ultra-small property, degree exponent and the Barabasi-Albert model, Degree correlations, Network topology.

Unit 2. Introduction to systems biology Properties of Biological network, Concept of signal transduction network, Gene regulatory network and metabolic networks Intercellular network, Neuronal networks, Network motifs, Network medicine, Disease Networks.

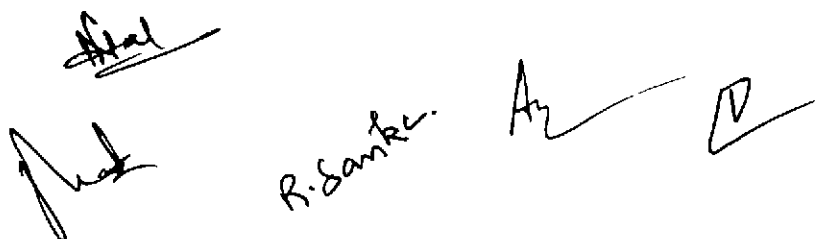
Unit 3. Systematic Determination of Biological Network Topology Nonintegral Connectivity Method (NICM), Storing, Searching, and Disseminating Experimental Proteomics Data, Representing and Analyzing Biochemical Networks using BioMaze Genome scale metabolic reconstruction, Self-organizing maps and Connectivity maps

Unit 4. Metabolomics: pathways determinations and analysis, Technologies in metabolomics Metabolic network Simulation Mass/Flux balance analysis, Extreme Pathways, Elementary mode analysis, Minimal metabolic behaviors (MMBs), Dynamic simulation and parameter estimation, Synthetic Accessibility Metabolic pathways resources, KEGG, Biocarta, MetaCyc BioCyc, Biogrid, String, Ingenuity Pathways Knowledge Base, EMP, AraCyc, MAPman, Biomodels, Human metabolome database

Unit 5. Synthetic Biology: Introduction to synthetic biology Computational tools in synthetic Biology, Applications in synthetic biology

Lab/Practical

1. File Formats for Pathways Gene Ontology, PSIMI, CellML, BioPAX, CSML/CSO, SBML Models and MathSBML
2. Enzyme Nomenclature and Classification, Compounds and Reactions databases, LIGAND - Biochemical Compounds and Reactions, ENZYME - Enzymes, BRENDA - Comprehensive Enzyme Information System
3. Numerical simulation of regulatory pathways and pharmacokinetics data.
4. Browse & search metabolic pathway databases, KEGG, EcoCyc and MetaCyc, EMP, Malaria Parasite Metabolic Pathways, Boehringer Mannheim - Biochemical Pathways
5. Prokaryotes Vs Eukaryotes - single cell Vs multi cell species biology from a modeling Rational Metabolic engineering design
6. Interaction networks Databases and visualization exercise
7. Structural and topological properties of biochemical networks SBML Models and MathSBML, CellDesigner, A Graphical Biological Network Editor and Workbench Interfacing Simulator, Systems Biology Workbench (SBW), Setting up Genome scale models
8. Computations of phenotypes and interpretation using genome scale models
9. Cell Illustrator, Cellular Simulation Towards a Virtual Biological Laboratory
10. Visualization of Integrated models of biomolecular interaction networks by cytoscape


R. Sankar

Chhatrapati Shahuji Maharaj University, Kanpur
Revised scheme & syllabus for Advanced Post Graduate Diploma
Bioinformatics

Text Books & References:

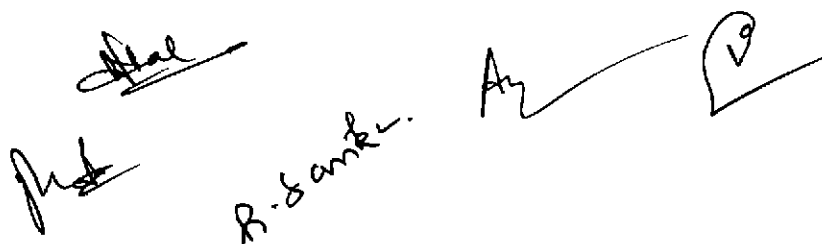
1. Bjo Rn H Junkei , Falk Schreiber. Analysis of Biological Networks 2008. John Wiley & Sons, Inc., Hoboken, New Jersey
2. Choi Sangdun Introduction to Systems Biology Humana Press Inc Totowa, New Jersey 2007 ISBN 978-1-58829-706-8
3. Klipp Edda, Liebermeister Wolfram, Wierling Christoph, Kowald Axel, Lehrach Hans, Herwig Ralf Systems Biology. A Textbook Publisher Germany, Wiley-VCH 2009, ISBN 9783527318742
4. Uri Alon, An Introduction to Systems Biology: Design Principles of Biological Circuits, Chapman & Hall/CRC Press, Mathematical and Computational Biology, 2nd edition, 2006.
5. Alterovitz Gil, Ramoni Marco F Systems Bioinformatics: An Engineering Case Based Approach Publisher Boston, Artech House Publishers 2007. ISBN 9781596931244
6. Palsson Bernhard O Systems Biology Properties of Reconstructed Networks Publisher New York, Cambridge University Press. 2007 ISBN: 9780521859035.
7. Stephanopoulos Gregory N, Aristidou Aristos A, Nielsen Jens Metabolic Engineering: Principles and Methodologies Publisher New Delhi, Reed Elsevier, India Pvt. Ltd 2006. ISBN. 9788131203330
8. Pengcheng Fu, Sven Panke, Systems Biology and Synthetic Biology. Wiley InterScience. 2009
9. E Klipp R Herwig, A Kowlad, C Wierling and H Lehrach Systems Biology in practice: Concepts, Implementation and applications by, Wiley InterScience 2005
10. Huimin Zhao, Synthetic Biology Tools and Applications Elsevier, 2013

PBI 206. Project Work / Dissertation (practical based course)

The Postgraduate project provides students with an opportunity to undertake research in bioinformatics. A wide variety of projects are offered each year in such diverse areas as microarray analysis, structure prediction, mining biomedical texts and genome analysis. Every student is expected to carry out computational work such as designing a database, or writing programs to analyse biological data or analysis of data to provide useful prediction for future research. Sometimes students suggest projects of their own that we are able support. Some of the following areas Systems Biology & Metabolomics, Molecular Modelling & Protein Engineering, Immunoinformatics, Pharmacogenomic, Metagenomics Analysis of Microarray Data, Database development, Data mining and tool development using computational algorithm and other Data mining algorithm.

Students will have to present seminar in a series of presentation and submit the report and review article on one of the following topic

S.N	Topic of seminar	Number of Presentations
Seminar I	Molecular Modelling & Protein Engineering	10
Seminar II	Microarray & NGS data Analysis	10
Seminar III	Database development & Software Engineering	10
Seminar IV	Data mining using R/MATLAB	10
Seminar V	Immunoinformatics & Vaccine design	10
Seminar VI	Pharmacogenomic & Metagenomics	10



 [Handwritten signatures and initials, including 'R. Sankar' and 'V']

Chhatrapati Shahuji Maharaj University, Kanpur
Revised scheme & syllabus for Advanced Post Graduate Diploma
Bioinformatics

Seminar VII	Systems Biology & Metabolomics,	10
Seminar VIII	Computer Aided Drug Design	10
Seminar IX	Agri-informatics & Geoinformatics	10
Seminar X	Medical Informatics	10

Student will have to submit a draft of project report for internal assessment (shall be evaluated by the project supervisor) and final copy of project report for external evaluation (shall be evaluated by external examiner) based on six (6) month project work/dissertation (January to June) in final semester. Each student must present project work in series of presentations with the progress report for internal assessment (10% presentation+ 20% first draft of project report) and one final presentation/viva for external evaluation (40% second draft copy of project report+20% presentation of work +10% query/viva)

- (1) **Internal Assessment (30%):** Regular Review of monthly progress report and project report by supervisor (20 marks) and presentation (10 marks)
- (2) **External Evaluation (70%):** Review of Project Report by External examiner, which must be awarded on the basis of
 - (a) Scientific Reporting Standards (10)
 - (b) Lack of Plagiarism, Citing Literature (10)
 - (c) Work done (10)
 - (d) Results & Discussion (10)
 - (e) Presentation Skills (20 marks)
 - (f) Viva (10 marks)

