



Chhatrapati Shahu Ji Maharaj  
University, Kanpur

**Answer Script Details**  
**Barcode** 1240173

**Roll No.** 24025001892  
**Total Mark** 57/75.00

**Exam** MASTER OF ARTS\_ODD EXAM-DEC-24  
**Subject** E010704T - SOCIOLOGICAL FOUNDATION OF EDUCATION

**Question wise Mark Summary**

**Q.No Mark Q.No Mark Q.No Mark Q.No Mark**

1A 3.5/5

1B 4/5

1C 3.5/5

1D 3.5/5

1E 4/5

1F 4/5

1G 3.5/5

1H 3.5/5

1I 3.5/5

2 NA/15

3 12/15

4 NA/15

5 NA/15

6 NA/15

7 12/15

8 NA/15

9 NA/15

# Chhatrapati Shahu Ji Maharaj University Kanpur, Uttar Pradesh

## PART-II

MARKS OBTAINED										
Q.	1	2	3	4	5	6	7	8	9	10
(a)										
(b)										
(c)										
(d)										
(e)										
(f)										
(g)										
(h)										
(i)										
(j)										
Total										
Total Marks in Figures										Max. Marks
Total Marks in Words										



E010704T

Paper Code

Signature of Evaluator

Date of Exam: 09/01/25 Shift: Ist Exam No.: 20  
 Paper Code: E010704T Subject: Educational Year/Sem: 1st Sem.  
 Name of Candidate: Varnika Sharma  
 Roll No.: 24025001092

Signature of Candidate: Varnika Sharma  
 Signature of Investigator: A  
 COE Facsimile: Mamul

Course: MA. Education  
 Session: 24-25 Year/Semester: Ist Sem.  
 Subject: Sociological foundation of Education  
 Paper Code: E 0 1 0 7 0 4 T  
 Exam Date: 0 9 0 1 2 0 2 5  
 Name of Candidate: V A R N I K A S H A R M A

कॉलेज कोड / College Code: U N O 1  
 एग्जाम सेंटर कोड / Exam Centre Code: U N O 1

A	A	●	0	0
E	B	1	●	1
F	D	2	2	2
H	2	3	3	3
K	K	4	4	4
L	L	5	5	5
M	M	6	6	6
●	●	7	7	7
●	●	7	8	8
U	U	9	9	9
Q	Q			

Type of Exam:

उत्तर लिखें / Regular:   
 एग्जामेंट / Ex. Student:   
 कॉलेज / Private:   
 बैक पेपर एग्जाम / Back paper Exam:

ANSWER BOOKLET NO.  
**1240173**

E010704T

Paper Code

उपस्थिति संख्या / Enrollment Number: C S J M A 2 4 0 0 0 0 0 5 4 5 3  
 उम्मीदवार संख्या / Candidate's Roll Number: 2 4 0 2 5 0 0 1 0 9 2  
 एग्जाम कोड / Paper Code: E 0 1 0 7 0 4 T

0	0	●	0	0	●	0	0	0	0	0
1	1	1	1	1	1	1	1	1	1	1
●	2	2	●	2	2	2	2	2	●	
3	3	3	3	3	3	3	3	3	3	
4	●	4	4	4	4	4	4	4	4	
5	5	5	●	5	5	5	5	5	5	
6	6	6	6	6	6	6	6	6	6	
7	7	7	7	7	7	7	7	7	7	
8	8	8	8	8	8	8	8	8	8	
9	9	9	9	9	9	9	9	9	9	●

Varnika Sharma

Signature of Candidate

A

Signature of Investigator

C S Facsimile

PART III-IV

### INSTRUCTIONS TO THE CANDIDATE FOR FILLING PART-I

1. Read the instructions carefully given on the answer script and admit card.
2. Write Date of Exam, Shift, Paper Code & Name of Subject Correctly.
3. Write Name & Roll No. Correctly.
4. Write Semester & Branch Correctly.

### INSTRUCTIONS TO THE CANDIDATE FOR FILLING PART-III

1. Use blue or black ball point pen for writing alphabets & numerals in  Boxes.
2. Carefully study the example before you start marking.
3. As shown in the example below blacken the circles completely.



4. Make no Stray marks on this sheet.
5. DO NOT WRITE OR MARK ON THE BAR CODE.

### IN ORDER TO AVOID UFM (UNFAIR MEANS):

1. The Roll No. and Answer Book no. found elsewhere or any other symbol found in the answer book will be treated as unfair means.
2. Any tempering of Bar Code and Booklet no shall be treated as Unfair Means.
3. Do Not bring the materials like slip of paper/mobile/digital diaries/ study material/ revision notes in examination hall. Possession of the mobiles/ digital diaries/ electronic watch and any other electronic gadget except memory less scientific calculator shall be considered as UFM case.
4. Do not keep or paste currency note in answer script it shall be consider as UFM.

### अनुचित साधन से बचने हेतु:

1. उत्तर पुस्तिका के निर्देशित स्थान को छोड़कर अनुक्रमांक एवं उत्तरपुस्तिका का क्रमांक कहीं और न लिखें तथा कोई भी किन्हीं न बन्दों क्योंकि यह अनुचित साधन प्रयोग की परिधि में आता है।
2. उत्तर पुस्तिका के बारकोड अथवा उत्तर पुस्तिका संख्या पर छेद करने पर अनुचित साधन प्रयोग माना जायेगा।
3. परीक्षा कक्ष में निम्न वस्तुएं साथ न लायें, जैसे लिखे हुए कागज के टुकड़े, मोबाइल, डिजिटल डायरी, कोपी, पुस्तक यह सभी वस्तुएं जो अनुचित साधन के अन्तर्गत आती हैं। केवल संबंधित प्रश्नपत्र में ही मेमोरी लेस साइंटिफिक कैल्कुलेटर ले जाने की अनुमति होगी।
4. उत्तर पुस्तिकाओं में साथ ही न रखें न ही उत्तर पुस्तिका में विपरीत। ऐसा करने अनुचित साधन प्रयोग की परिधि में आता है।

### परीक्षार्थी के लिए निर्देश

1. प्रवेश पत्र एवं उत्तर पुस्तिका पर दिये गये निर्देशों को ध्यान से पढ़ें।
2. कवर पृष्ठ के दूसरी तरफ कुछ न लिखें।
3. उत्तर पुस्तिका के पृष्ठों पर दोनों तरफ लिखें।
4. प्रश्न पत्र पर अपने अनुक्रमांक को अतिरिक्त कुछ न लिखें।
5. प्रश्न पत्र कोड एवं प्रश्न पत्र कोड सावधानी पूर्वक लिखें।
6. अपनी स्थिति स्पष्ट लिखें।
7. उत्तर पुस्तिका के पृष्ठों की संख्या देखें। अगर उत्तर पुस्तिका में (1-24) से कम है या फटे हुए है, तो परीक्षा शुरू होने के पूर्व दूसरी न पुस्तिका ल लें।
8. प्रश्नपत्र को देख, यदि प्रश्नपत्र के विषय कोड, विषय का नाम तथा E में कोई त्रुटि है तो उसके परीक्षा शुरू होने के 30 मिनट के अन्दर। निरीक्षक को तत्काल सूचित करें, उसके बाद विश्वविद्यालय द्वारा E कार्यवाही नहीं की जायेगी।
9. प्रश्नों के उत्तर लिखने के लिये पेसिल का प्रयोग न करें।
10. B कोपी या अतिरिक्त शीट नहीं दिया जायेगा।

### INSTRUCTIONS TO THE CANDIDATE

1. Read the instructions carefully given on the Question Pap Admit Card & Answer Script.
2. Do not write anything on back side of the cover page.
3. Write on both sides of pages of answer book.
4. Do not write anything on question paper except Roll Number.
5. Write Paper Code & Question Paper Id carefully.
6. CHECK the number of pages (1-32) or any other kind of damage in your answer script, if found than change the answer scri immediately before the commencement of examination.
7. CHECK the Question Paper for any kind of discrepancy e. Subject Code, Subject Name and Question of the Questic Paper during first THIRTY MINUTES of the commencement of the exam, so that it can be corrected in TIME. After that no corrections shall be entertained by the university.
8. Do not use pencil for answering the question.
9. Write status correctly e.g. those appearing in carry over paper should fill in status as Carry Over. Those appearing as Ex Students should fill in status as ex.
10. No supplementary answer book & graph paper will be provided.

### INSTRUCTIONS TO THE CANDIDATE FOR FILLING PART-IV

1. Use blue or black ball point pen for writing alphabets & numerals in  Boxes.
2. Use blue or black ball point pen for filling the circles.

	1	8	1	5	4	3	2	1	6	9
0	0	0	0	0	0	0	0	0	0	0
1	●	1	●	1	1	1	1	●	1	1
2	2	2	2	2	2	2	●	2	2	2
3	3	3	3	3	3	●	3	3	3	3
4	4	4	4	4	●	4	4	4	4	4
5	5	5	5	●	5	5	5	5	5	5
6	6	6	6	6	6	6	6	●	6	6
7	7	7	7	7	7	7	7	7	7	7
8	8	●	8	8	8	8	8	8	8	8
9	9	9	9	9	9	9	9	9	●	9

Note - If your Roll No. is of 10 digits. Please leave first three columns.



Short Answer Type

Section - (A)

# Sociology of Education

According to Ginsberg → A society is a group of people who are united by certain relation or behaviour that distinguish them from others.

According to Mahatma Gandhi → 'By education, I mean all round development of drawing out best in child and man - body, mind & spirit.'

Meaning → Sociology of Education is defined as the patterns of social functions, malfunctions of other aspects of society in education, in order to facilitate positive environment among individuals.

Sociological aspects of Education enhance learning by knowing problem among peers, relationship and influence of society in educational setting.

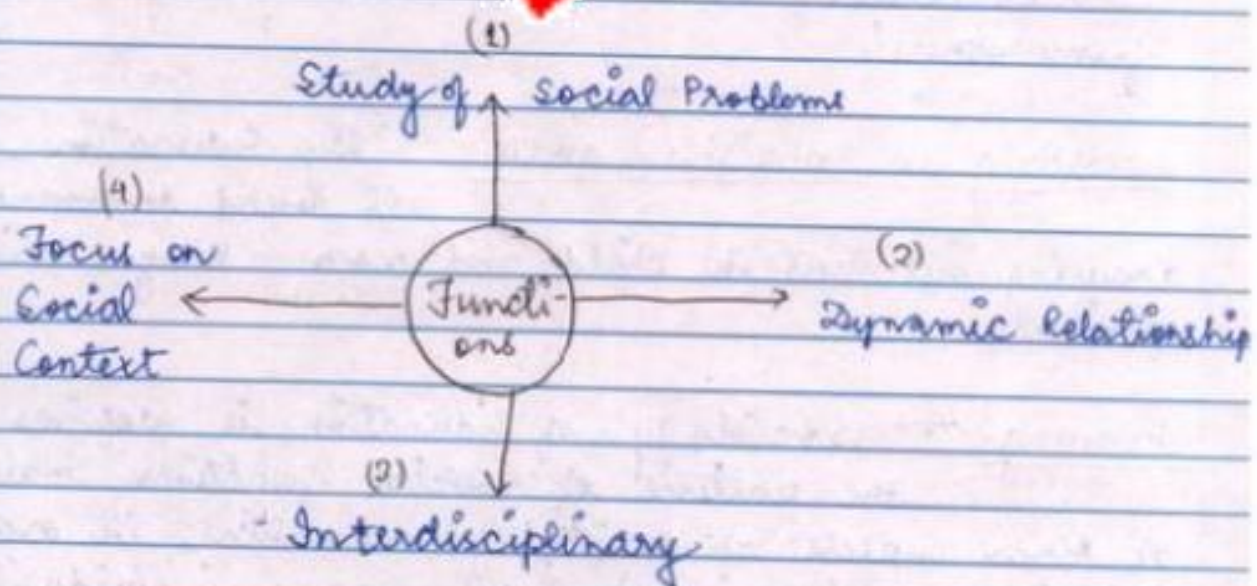
Key features →

- 1) Interdisciplinary nature
- 2) Dynamic relationships
- 3) Study of social problems
- 4) Focus on social context
- 5) Study of social behaviour



## (B) Functions of Educational Sociology

Here are main functions of Educational Sociology ↓



(1) Study of Social Problems → Problems like relationship among peer, social identity, cultural differences etc are need to address in order to facilitate learning.


2) Interdisciplinary → It focuses on many problems of different aspects of education of society.

3) Focus on Social Context → Addresses problem to address social differences.



## (c) Social Stratification

### Characteristics ↓



1) Social Integration → It is defined as the functions to integrate different societies & culture in order to remove discrimination.

2) Unequal Distribution → The distribution of resources and opportunity is unequal sometimes b/w wealthy & lower classes.

3) Hierarchical representation → It divided society into different layers & subgroups creates a hierarchy where some individual groups have more privilege than other.

4) Role allocation → Hierarchical system allocates role accordance to different societies.



--	--	--	--	--	--	--	--



(2)

# Social Mobility

## Meaning & Definition

'The movement of people between social classes or positions in a society'

It is defined as movement of people either within a country or across borders, in the form of migration, it plays major role in social change.

## Some characteristics

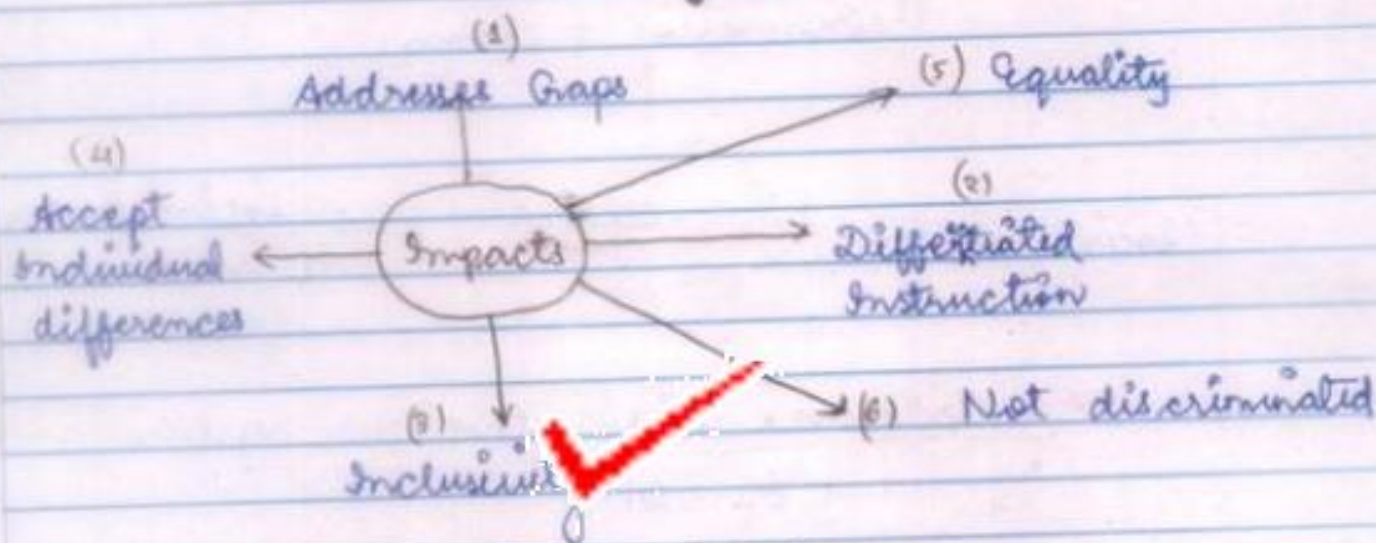
Types → Vertical mobility  
Horizontal mobility

- 1) It may result in social change as migration across the country changes cultures, beliefs, food and dressing etc.
- 2) Social class differentiation leads to division among positions of people in a society.
- 3) Social modernization refers to adopt higher level social change by migrating to other places.
- 4) Mobility term subgroups of same society by individuals their beliefs change sometimes after migration.



(E)

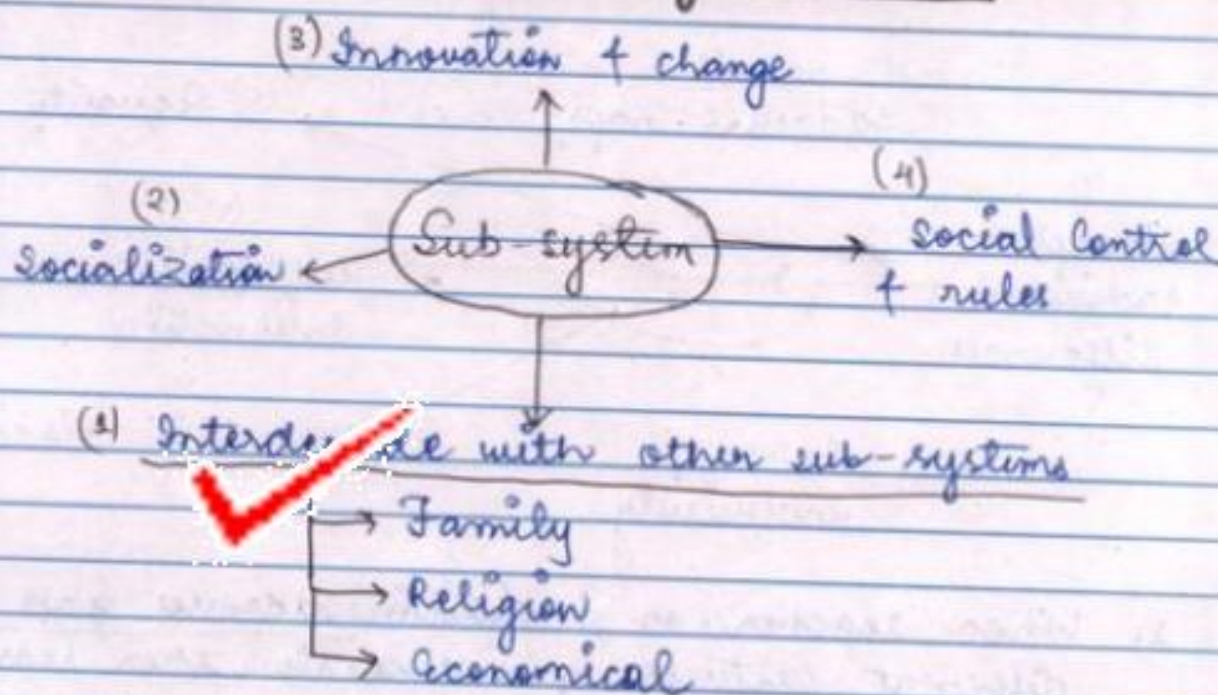
# Impact of Educational Sociology



- 1) When teacher or institution addresses gaps among different cultures of individuals, then learning become more effective and facilitate learners.
- 2) Differentiated Instruction → After the application of Sociology in education, teacher uses differentiated instructions as per different learners.
- 3) Equality → Education access to every group of individual & without discriminating b/w learners.
- 4) Inclusion → It is required in inclusion of all among different cultures.



(F) Education as a Social sub-system



1) Interdependence → a) Family → It depends on our family backgrounds in accessing education.

b) Religion → Different cultures have different beliefs + interest among individuals.

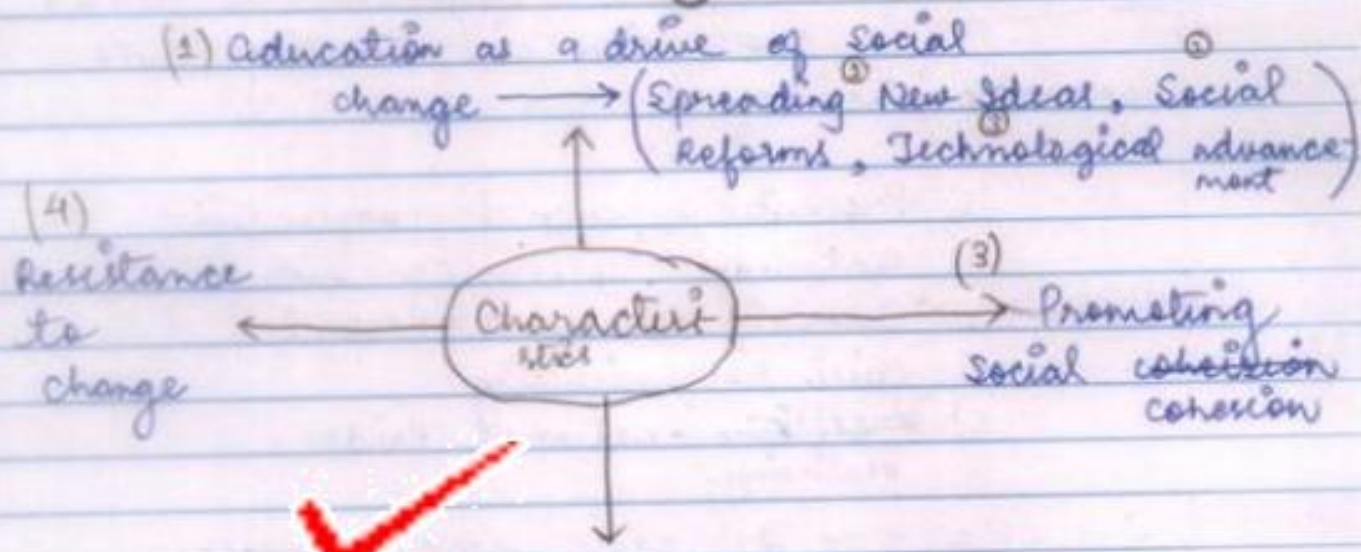
c) Economical → Economical issues create a very big difference among students.

2) Innovation + change → It addresses all issues of each sub-system / aspect of education + society upward + brings innovation + change.



(A)

# Characteristics of Social Change



(2) Education as reflection of social change → Curriculum Adaptation, adapting to Globalization

1) Spreading new ideas → social changes refers to spread new ideas to enhance society.

2) adapting to Globalization → social change resulted in globalization as individual moves from one culture to other.

3) Promoting social cohesion → It reflects to develop individual difference qualities like acceptance to unity etc.



--	--	--	--	--	--	--	--



## (H) National Integration

Meaning → National Integration is defined as the unity in diversity with characteristics of ↓

- 1) Promoting peace & cooperation
- 2) Encourage tolerance and
- 3) Global awareness & respect
- 4) Civic responsibility
- 5) Instilling national pride


Definition → In easy words, ~~Social~~ National Integration is defined as the 'Unity in diversity'

- 1) National Integration results in accepting all individual differences
- 2) It reflects the in moving upward as equality play major role in national integration & its leads to society increments.
- 3) Each citizen has different & equal opportunity as an Inclusionity factor of National Integration.



# Social change & Modernization


(social change)  
Meaning



Social change according to Grisberg ↓

“Social change is a change in social structure such as the size of society, the composition of its parts or the type of its organization”

Modernization (meaning) → It refers to ~~moving~~ moving upward and changing in Technological advancement which leads to Economic shifts.






## Section - (B)

### Long answer Type

# (3) International Integration

Meaning → International Integration is defined as the better relationships among different countries of the world.

International Integration play a very important role in promoting peace & co-operation among countries to develop better understanding among countries.





--	--	--	--	--	--	--	--



### 1) Global Awareness of Respect ↓

International integration leads to unite different countries in order to have global awareness of each other. It increases respect for each of every citizens of different countries.

### 2) Promoting Peace & Co-operation ↓

Peace & Co-operation is very important in promoting better relationships.

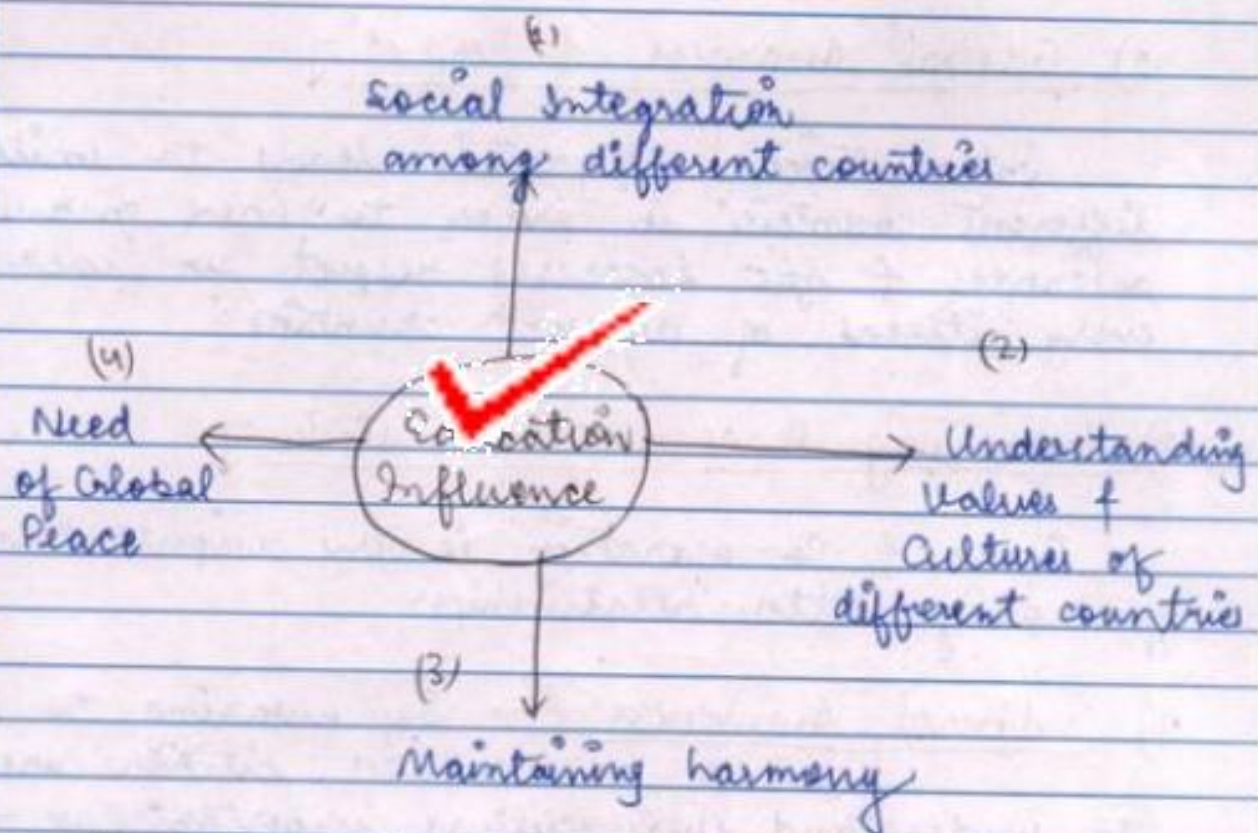
3) Cultural Awareness → By awareing to different cultures, citizens are able to understand every culture important as theirs.

### 4) Not Infrances International Relations ↓

By accepting cultural diversity, differences, the feeling of understanding and making relations increases.

### 5) Encouraging Tolerance ↓

As maining better relations of promoting peace & co-operation, every individual needs to encourage tolerance.



- 1) International Integration is very necessary to promote healthy & happy life among citizens of different countries.
  - 2) We need to accept different policies to enhance international relations.
  - 3) It is very important to better the relation for promoting peaceful & happy life.
-



# (7) Social Stratification

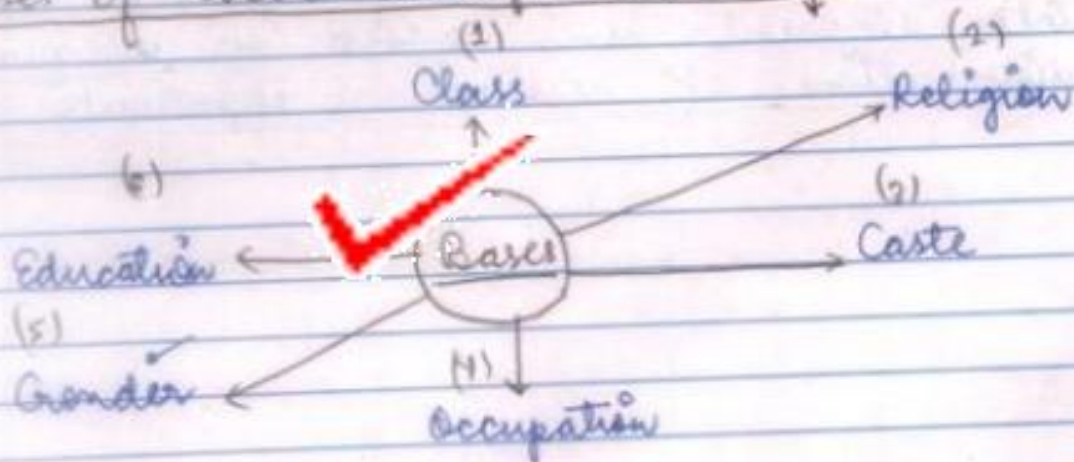
According to Raymond W. Murray ↓

'Social stratification is the horizontal division of society into higher & lower social units'

It is defined as the division of society into different layers / subgroup based on factors like ↓



## Bases of Social Stratification ↓

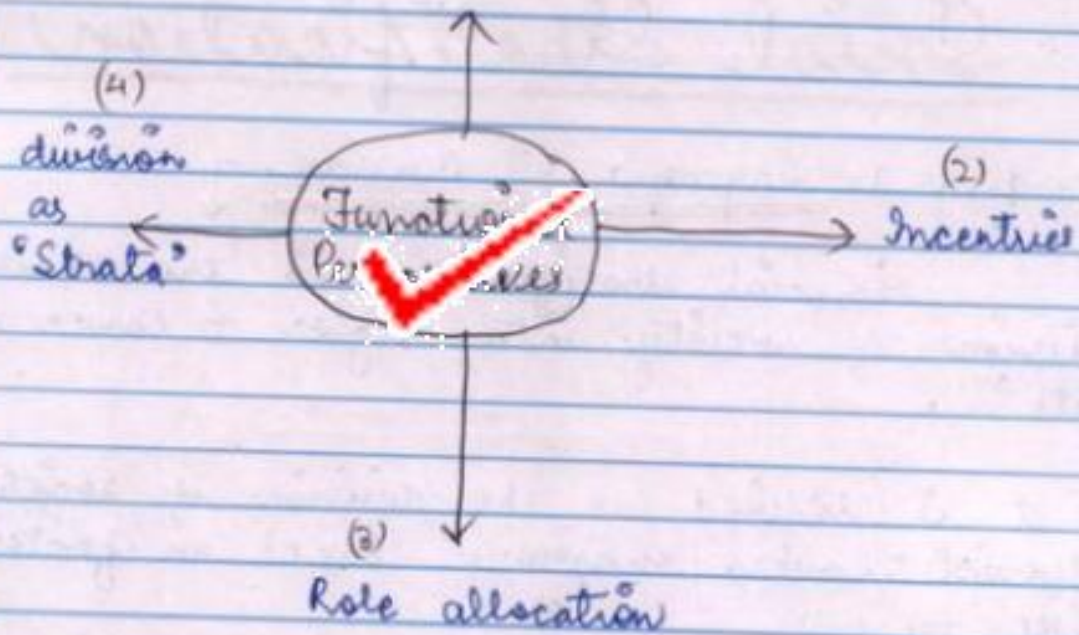




--	--	--	--	--	--	--	--



## Social Integration



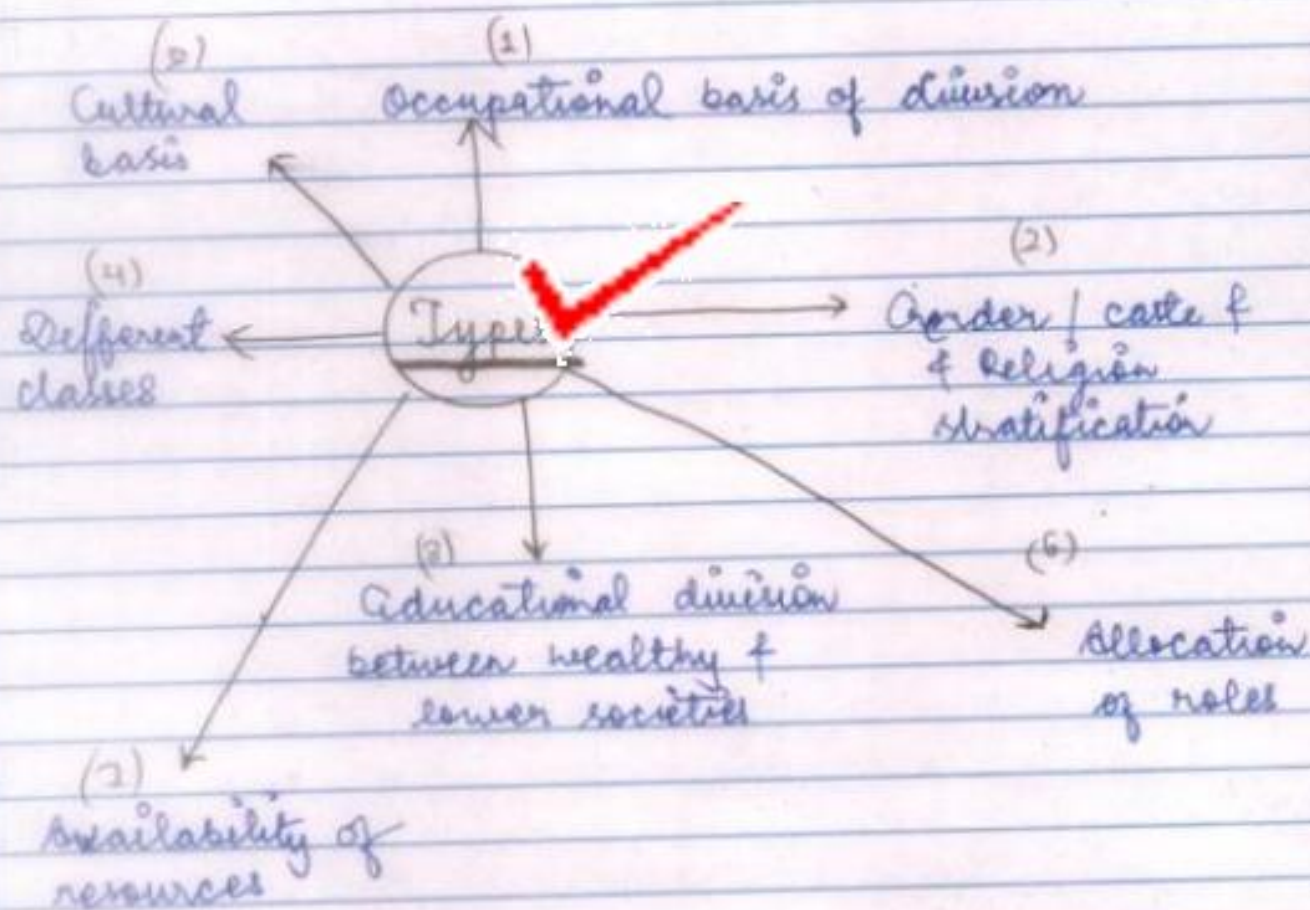
## Kingsley Davis & Wilbert Moore

are the sociologists who proposed the functional perspectives of social stratification views social stratification as a necessary & beneficial system for society.

Stratification divided further subgroups called 'Strata' in a way of organizing society into different levels based on unequal distribution of resources & opportunity.



## Types of Social Stratification in Indian Society ↓



1) Cultural basis → Different cultures has different beliefs which leads to division of

2) Gender / caste & Religion ↓

It is major types of stratification in India which leads to discrimination among citizens.



Paper Code

--	--	--	--	--	--	--	--



16

X



Paper Code

--	--	--	--	--	--	--	--



17

X



Paper Code

--	--	--	--	--	--	--	--	--	--



18

X



Paper Code

--	--	--	--	--	--	--	--



19

X



Paper Code

--	--	--	--	--	--	--	--



20

X

X



Paper Code

--	--	--	--	--	--	--



21

X



Paper Code

--	--	--	--	--	--	--	--	--	--



22

X



Paper Code

--	--	--	--	--	--	--	--



23

X

X



Paper Code

--	--	--	--	--	--	--	--	--	--



24

Room No - 20  
M.A. Education  
18

X